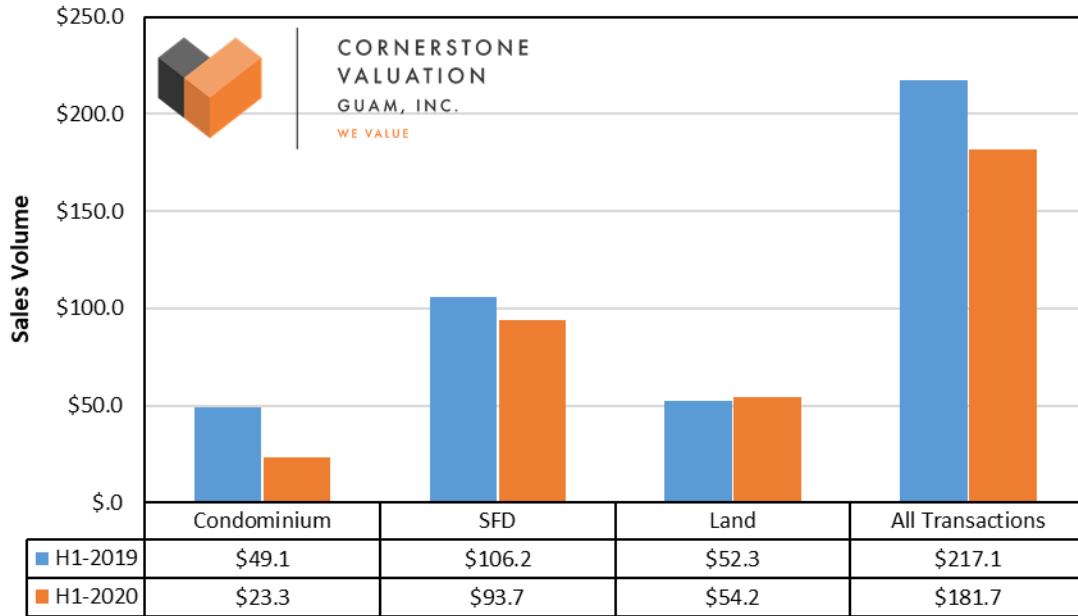


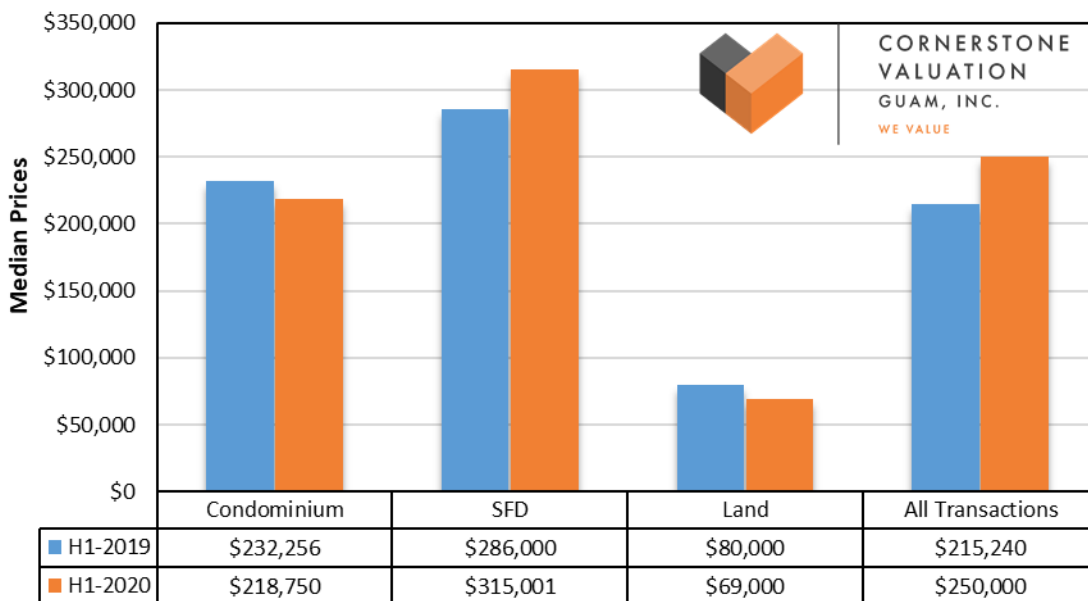
### COVID-19 IMPACT - GUAM REAL ESTATE SALES VOLUME

Cornerstone Valuation Guam, Inc. Database; All rights reserved.



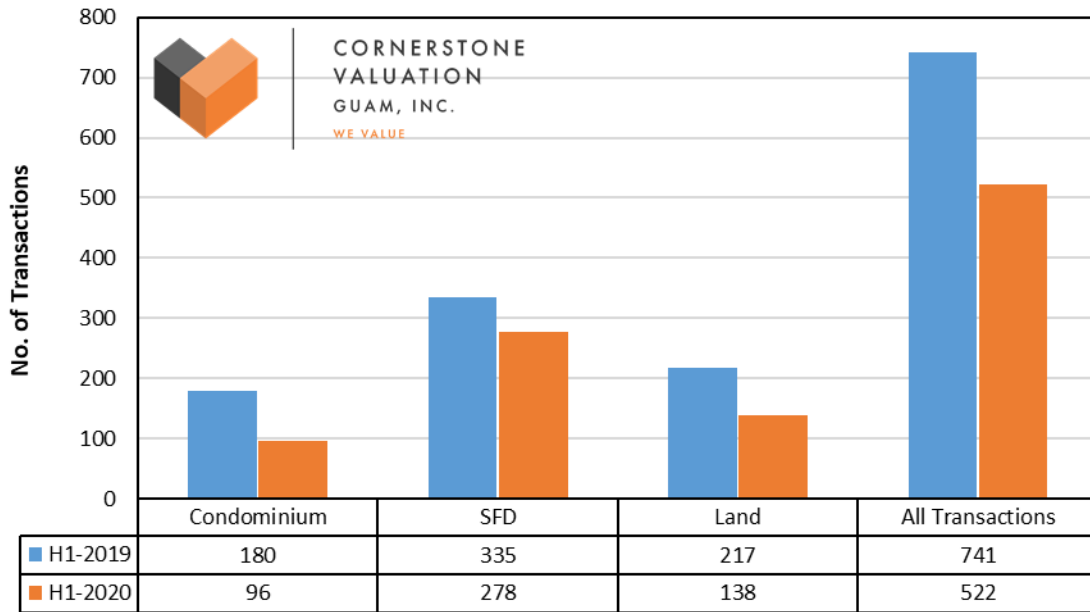
### COVID-19 IMPACT - GUAM REAL ESTATE MEDIAN PRICES

Cornerstone Valuation Guam, Inc. Database; All rights Reserved.

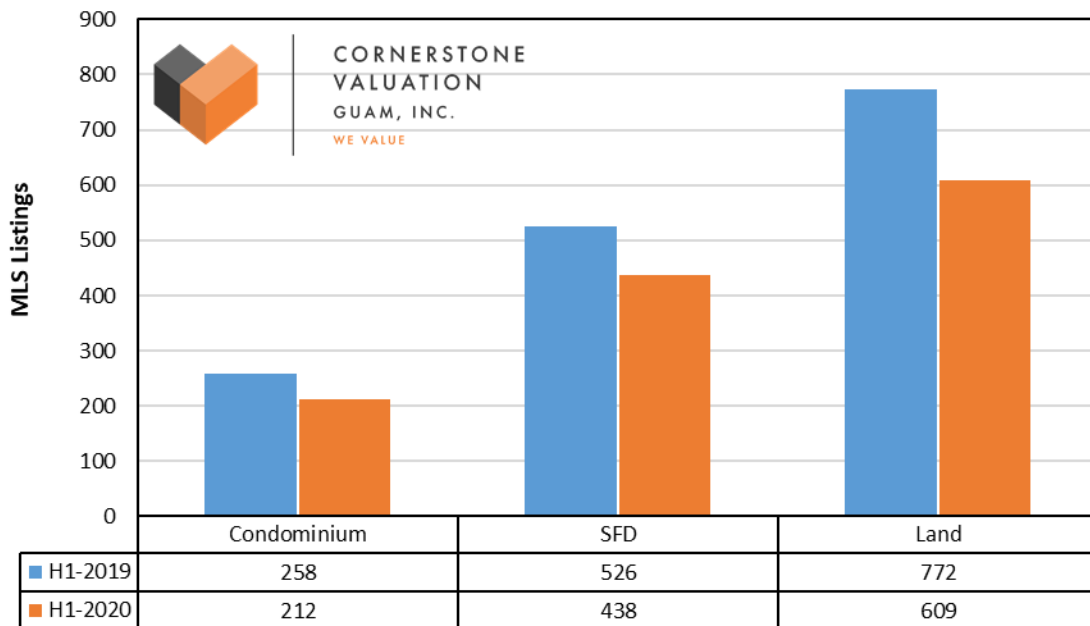


## COVID-19 IMPACT - GUAM REAL ESTATE NO. OF TRANSACTIONS

Cornerstone Valuation Guam, Inc. Database; All rights reserved.



## ACTIVE MLS LISTING



## **RENTAL**

### **CONDOMINIUM**

<b>January to June</b>	<b>H1-2019</b>	<b>H1-2020</b>	<b>% Change</b>
Active	1033	995	-4%
New Listings	820	746	-9%
Under Contract	566	462	-18%
Number Sold	545	445	-18%
Sold Volume	\$931,205	\$758,564	-19%
Average Sale Price	\$1,709	\$1,705	0%
Median Sale Price	\$1,800	\$1,600	-11%

### **SINGLE FAMILY DWELLING**

<b>January to June</b>	<b>H1-2019</b>	<b>H1-2020</b>	<b>% Change</b>
Active	729	688	-6%
New Listings	561	493	-12%
Under Contract	412	291	-29%
Number Sold	397	289	-27%
Sold Volume	\$914,540	\$666,046	-27%
Average Sale Price	\$2,304	\$2,305	0%
Median Sale Price	\$2,450	\$2,300	-6%

Extracted from GAR Multiple Listing Service