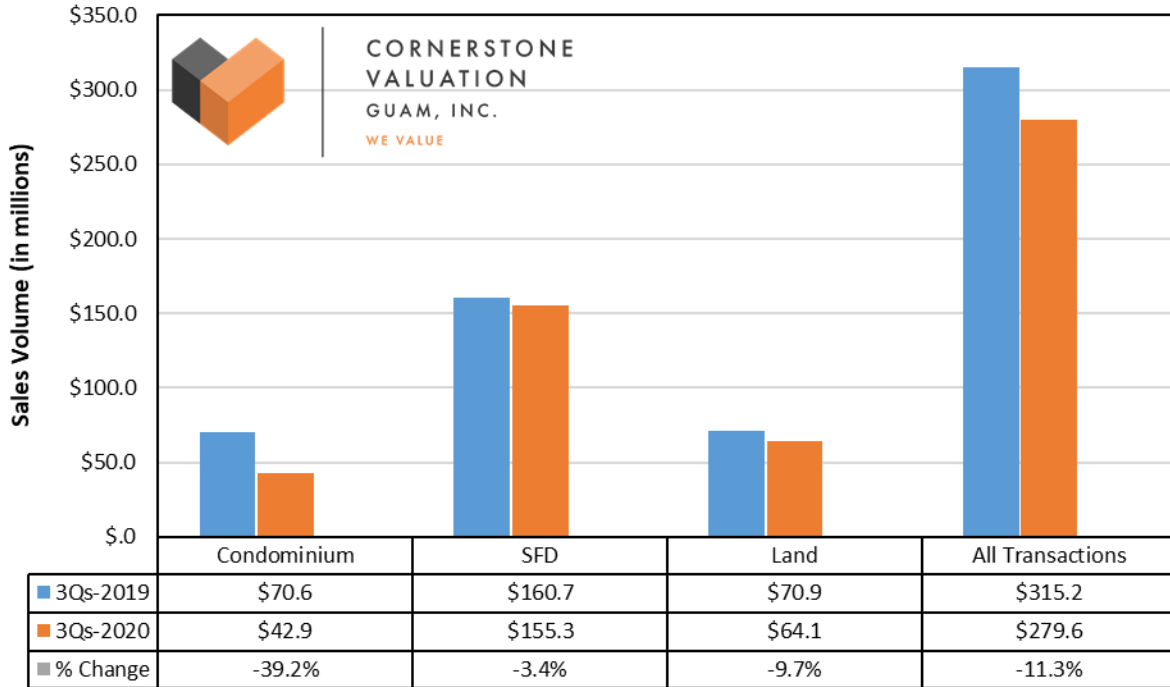


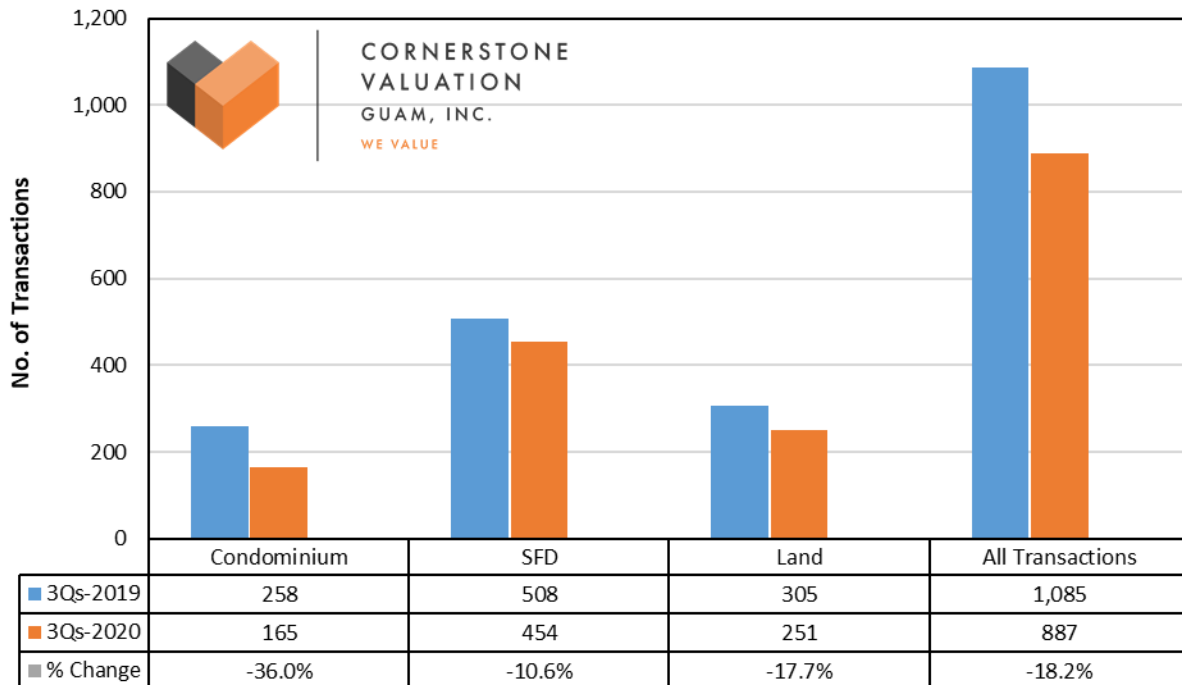
COVID-19 IMPACT - GUAM REAL ESTATE SALES VOLUME

Cornerstone Valuation Guam, Inc. Database; All rights reserved.



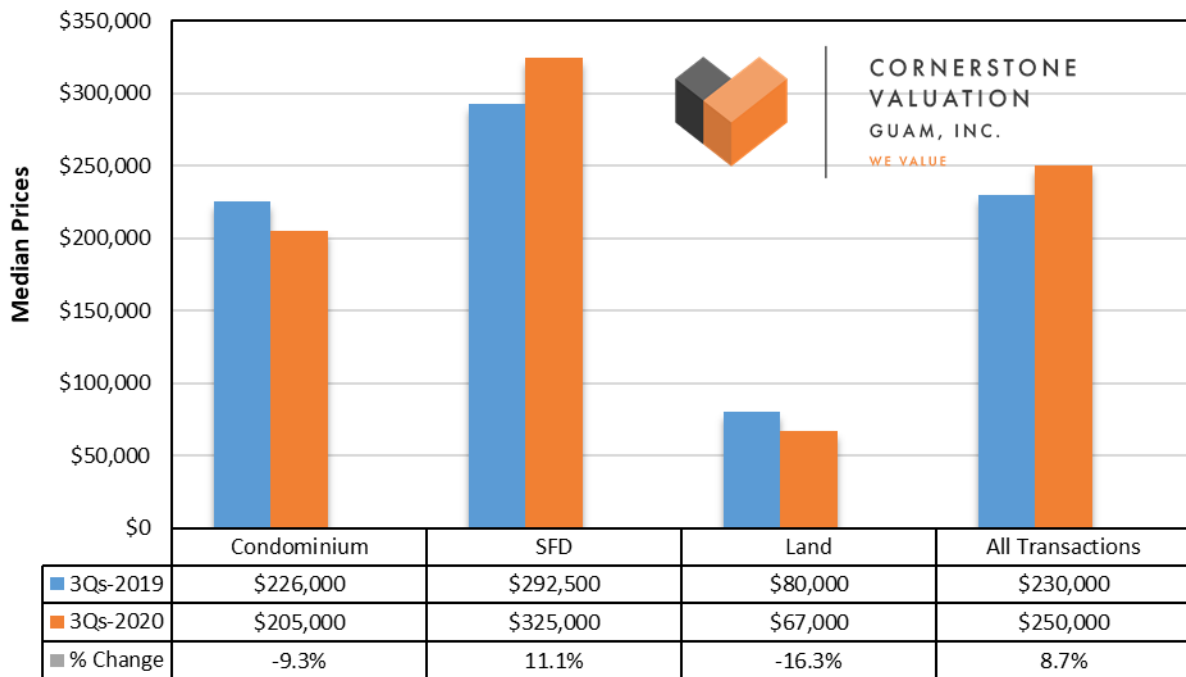
COVID-19 IMPACT - GUAM REAL ESTATE NO. OF TRANSACTIONS

Cornerstone Valuation Guam, Inc. Database; All rights reserved.

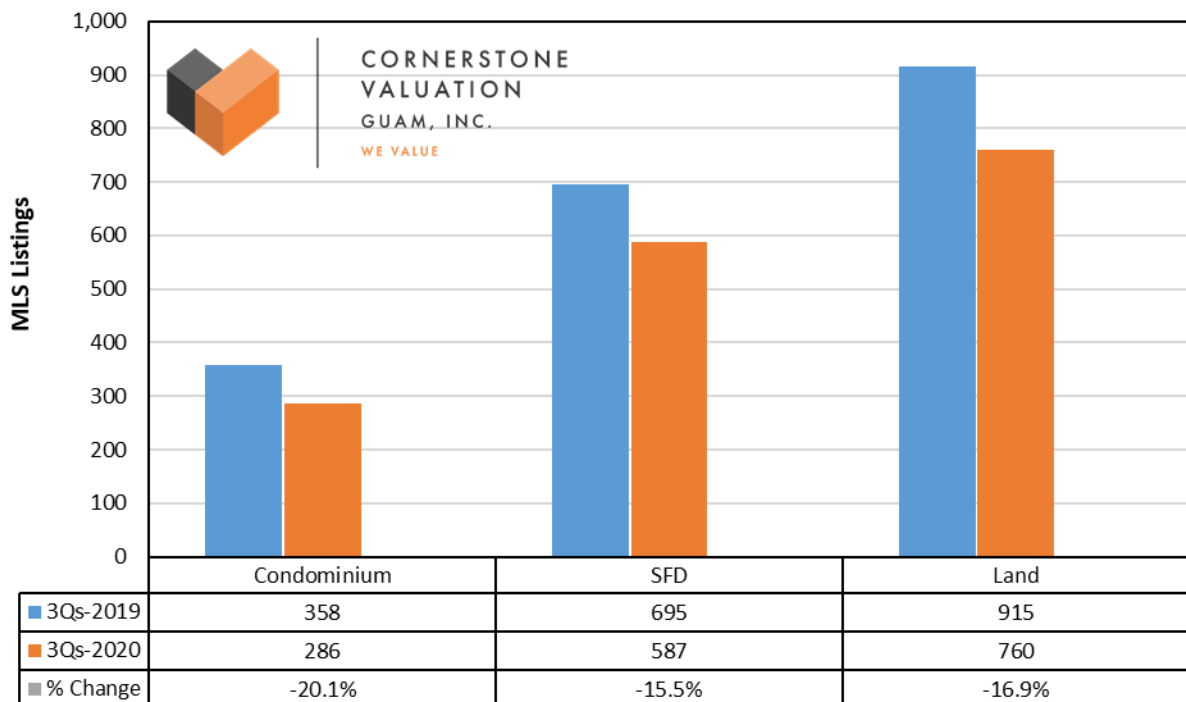


COVID-19 IMPACT - GUAM REAL ESTATE MEDIAN PRICES

Cornerstone Valuation Guam, Inc. Database; All rights Reserved.



ACTIVE MLS LISTING



RENTAL

CONDOMINIUM

January to September	3Qs -2019	3Qs - 2020	% Change
Active	1,472	1,442	-2%
New Listings	1,259	1,193	-5%
Under Contract	900	794	-12%
Number Sold	882	767	-13%
Sold Volume	\$1,522,000	\$1,325,165	-13%
Average Sale Price	\$1,726	\$1,728	0%
Median Sale Price	\$1,850	\$1,700	-8%

SINGLE FAMILY DWELLING

January to September	3Qs -2019	3Qs - 2020	% Change
Active	1,071	985	-8%
New Listings	903	790	-13%
Under Contract	638	555	-13%
Number Sold	624	513	-18%
Sold Volume	\$1,464,927	\$1,213,672	-17%
Average Sale Price	\$2,348	\$2,366	1%
Median Sale Price	\$2,205	\$2,205	0%

Extracted from GAR Multiple Listing Service

GUAM, INC.

WE VALUE